

CULSHAW®

KITCHEN MAKERS



FEARNLEY PETITE BASE
ASSEMBLY INSTRUCTIONS

WHAT'S INCLUDED

STANDARD APPLIANCES

- Stellar 2 zone induction hob
- Caple form 34/40 undermount sink
- Caple 'Swanson' tap
- Ice Q mini fridge (fitted in base unit)

KITCHENETTE COMPONENTS

- 1 base unit
- 1 granite worktop

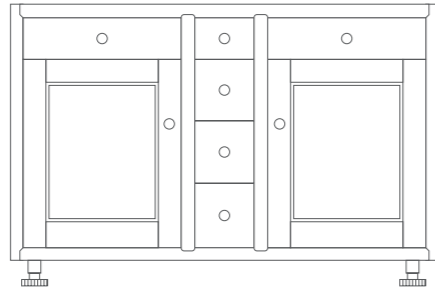
ADDITIONAL COMPONENTS

- 1 plinth (front), 2 plinths (left/right)
- 1 solid oak chopping board
- 1 utensils insert (in rh/s drawer)
- 1 sink back (fitted in base unit)
- 1 shelf with 4 chrome shelf keys
- 2 touch up paint and mixing agent

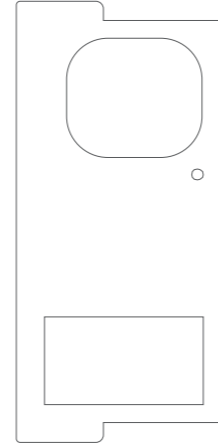
FIXTURES & FITTINGS

- 8 plinth clips
- Assembly instructions

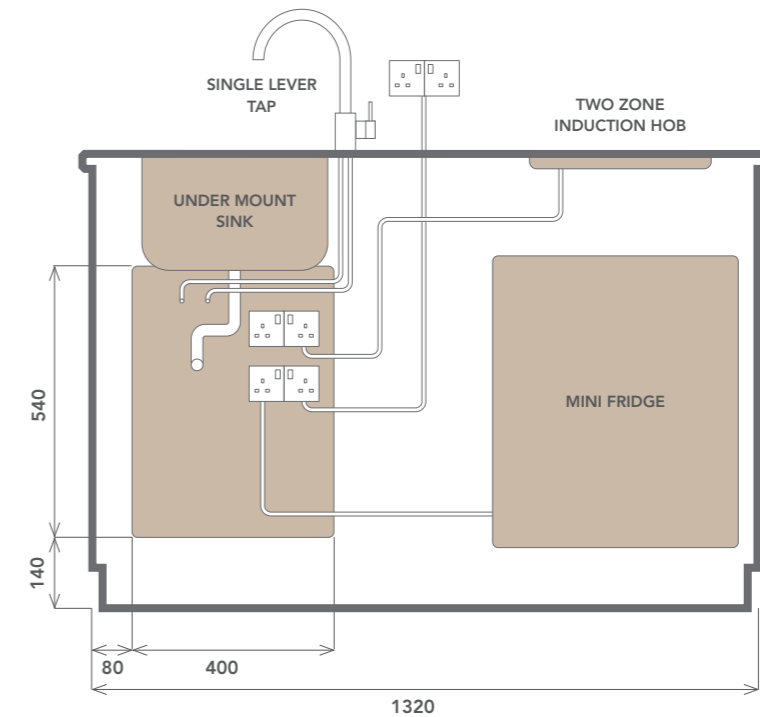
BASE



GRANITE

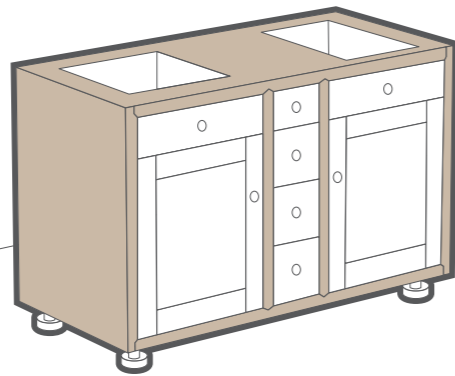


PLINTHS



PLEASE NOTE

These dimensions show the open area under the sink for the services to be brought through into the cabinet. Sockets can be positioned in the wall behind the kitchenette or wires left long to position sockets in the cabinet during installation.



PLEASE NOTE

The Fearnley Petite Base is supplied pre-assembled.

CULSHAW KITCHENETTES



Tel: 01704 821 076

Online: www.culshaw.co

Email: info@culshawkitchens.co.uk

Studio: Cedar Farm Back Lane
Mawdesley Lancashire L40 3SY

Culshaw Ltd ©All Rights Reserved.



Our kitchenette is a patent registered international design

