

CULSHAW®

KITCHEN MAKERS



FEARNLEY PETITE BASE
ASSEMBLY INSTRUCTIONS (UNITED STATES)

WHAT'S INCLUDED

STANDARD APPLIANCES

(Please note appliances must be sourced by the client)

- Microwave oven (**not included**)
- 2 zone induction hob (**not included**)
- Caple form 34/40 undermount sink
- Caple 'Swanson' tap

KITCHENETTE COMPONENTS

- 1 base unit
- 1 granite worktop

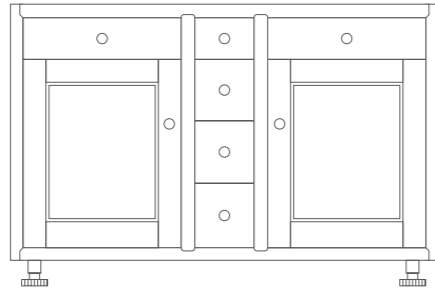
ADDITIONAL COMPONENTS

- 1 plinth (front), 2 plinths (left/right)
- 1 solid oak chopping board
- 1 utensils insert (in rh/s drawer)
- 1 sink back (fitted in base unit)
- 1 shelf with 4 chrome shelf keys
- 2 touch up paint and mixing agent

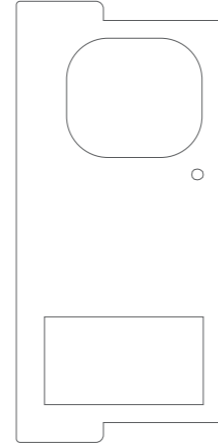
FIXTURES & FITTINGS

- 8 plinth clips
- Assembly instructions

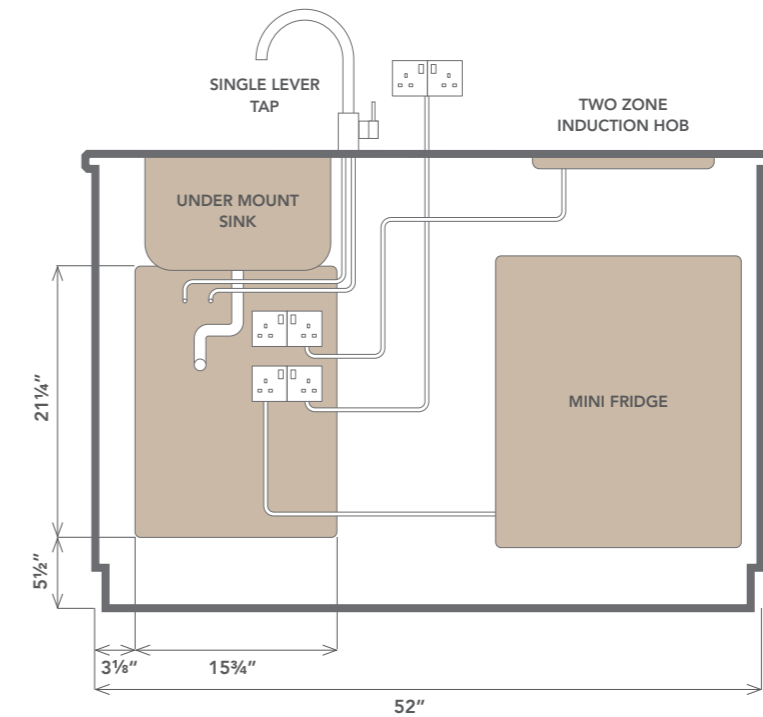
BASE



GRANITE

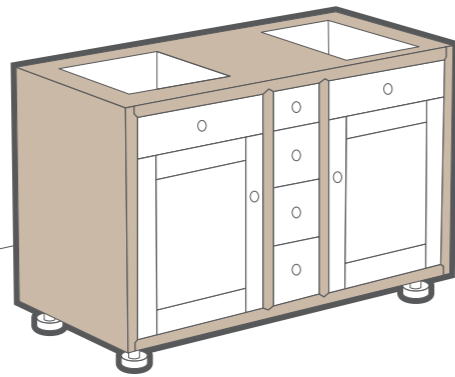


PLINTHS



PLEASE NOTE

These dimensions show the open area under the sink for the services to be brought through into the cabinet. Sockets can be positioned in the wall behind the kitchenette or wires left long to position sockets in the cabinet during installation.



PLEASE NOTE

The Fearnley Petite Base is supplied pre-assembled.

CULSHAW KITCHENETTES



Tel: +44 (0) 1704 821 076

Online: www.culshaw.co

Email: info@culshawkitchens.co.uk

Open Times: Monday to Friday 9am - 5.30pm GMT

Studio: Cedar Farm Back Lane Mawdesley Lancashire L40 3SY



Patent registered
international design

